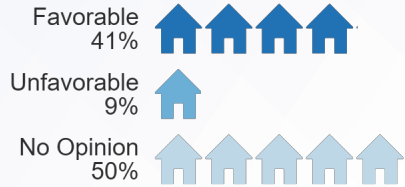


# Keep Kansas Great PAC KS Senate Republican Primary Study

January 20, 2020

What is your opinion of Roger Marshall?



# Marshall Opinion

## Crosstabs:

### By Age

Column %	18-34	35-44	45-54	55-64	65+
<b>Favorable</b>	37%	31%	41%	40%	43%
<b>Unfavorable</b>	20%	19%	9%	6%	9%
<b>No Opinion</b>	43%	50%	50%	55%	49%

### By Type of Republican

Column %	Christian	Trad	Trump
<b>Favorable</b>	43%	36%	45%
<b>Unfavorable</b>	6%	16%	6%
<b>No Opinion</b>	52%	48%	50%

### By Gender

Column %	Female	Male
<b>Favorable</b>	39%	42%
<b>Unfavorable</b>	8%	11%
<b>No Opinion</b>	53%	47%

## Crosstabs:

### By Age

Column %	18-34	35-44	45-54	55-64	65+
<b>Favorable</b>	41%	36%	54%	48%	47%
<b>Unfavorable</b>	38%	53%	27%	27%	32%
<b>No Opinion</b>	21%	11%	19%	25%	21%

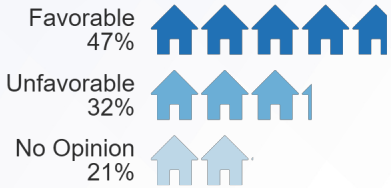
### By Type of Republican

Column %	Christian	Trad	Trump
<b>Favorable</b>	55%	27%	60%
<b>Unfavorable</b>	19%	57%	19%
<b>No Opinion</b>	25%	16%	20%

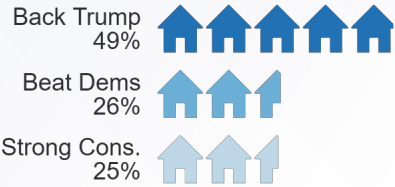
### By Gender

Column %	Female	Male
<b>Favorable</b>	44%	51%
<b>Unfavorable</b>	32%	33%
<b>No Opinion</b>	24%	17%

What is your opinion of Kris Kobach?



When deciding who to vote for in the republican primary for senate, what do you believe is the most important factor?



# Most Important Factor

## Crosstabs:

### By Age

Column %	18-34	35-44	45-54	55-64	65+
<b>Back Trump</b>	40%	40%	52%	50%	50%
<b>Beat Dems</b>	26%	32%	29%	25%	25%
<b>Strong Cons.</b>	33%	28%	19%	25%	26%

### By Type of Republican

Column %	Christian	Trad	Trump
<b>Back Trump</b>	47%	32%	71%
<b>Beat Dems</b>	22%	36%	20%
<b>Strong Cons.</b>	31%	32%	9%

### By Gender

Column %	Female	Male
<b>Back Trump</b>	51%	47%
<b>Beat Dems</b>	24%	28%
<b>Strong Cons.</b>	25%	25%

Crosstabs:

# Cold Ballot - Long

By Age

Column %	18-34	35-44	45-54	55-64	65+
<b>Marshall</b>	19%	28%	28%	27%	32%
<b>Kobach</b>	25%	23%	34%	32%	26%
<b>Wagle</b>	8%	7%	6%	4%	7%
<b>Someone Else</b>	16%	22%	8%	6%	8%
<b>Undecided</b>	33%	21%	24%	31%	28%

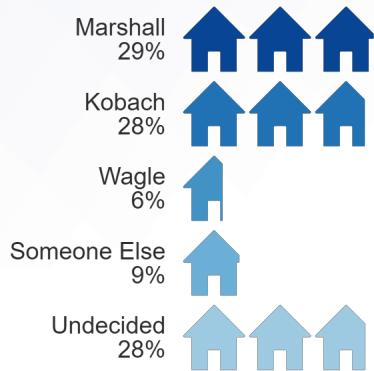
By Type of Republican

Column %	Christian	Trad	Trump
<b>Marshall</b>	28%	32%	29%
<b>Kobach</b>	32%	15%	38%
<b>Wagle</b>	5%	9%	5%
<b>Someone Else</b>	3%	18%	4%
<b>Undecided</b>	32%	27%	23%

By Gender

Column %	Female	Male
<b>Marshall</b>	29%	29%
<b>Kobach</b>	25%	30%
<b>Wagle</b>	5%	7%
<b>Someone Else</b>	9%	9%
<b>Undecided</b>	31%	24%

Of the following potential candidates in the 2020 Republican Primary Election for United States Senate, if the election were held today, for whom would you vote?



## Crosstabs:

### By Age

Column %	18-34	35-44	45-54	55-64	65+
<b>Marshall</b>	41%	51%	39%	39%	41%
<b>Kobach</b>	24%	29%	36%	34%	31%
<b>Undecided</b>	35%	21%	25%	28%	28%

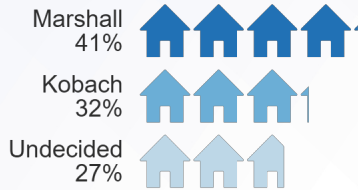
### By Type of Republican

Column %	Christian	Trad	Trump
<b>Marshall</b>	35%	55%	34%
<b>Kobach</b>	36%	19%	41%
<b>Undecided</b>	28%	25%	24%

### By Gender

Column %	Female	Male
<b>Marshall</b>	40%	42%
<b>Kobach</b>	28%	36%
<b>Undecided</b>	32%	22%

If the candidates for the 2020 Republican Primary Election for Senate were only Kris Kobach and Roger Marshall, for whom would you vote?



## Crosstabs:

### By Age

Column %	18-34	35-44	45-54	55-64	65+
<b>More Likely</b>	53%	48%	60%	66%	70%
<b>Less Likely</b>	18%	24%	11%	11%	11%
<b>No Difference</b>	29%	27%	30%	23%	19%

### By Type of Republican

Column %	Christian	Trad	Trump
<b>More Likely</b>	71%	50%	77%
<b>Less Likely</b>	5%	27%	4%
<b>No Difference</b>	24%	23%	20%

### By Gender

Column %	Female	Male
<b>More Likely</b>	66%	64%
<b>Less Likely</b>	13%	11%
<b>No Difference</b>	21%	25%

### By Congressional District

Column %	1	2	3	4
<b>More Likely</b>	68%	66%	61%	65%
<b>Less Likely</b>	10%	12%	17%	10%
<b>No Difference</b>	22%	22%	23%	24%

### By Method

Column %	Cell	LL
<b>More Likely</b>	63%	67%
<b>Less Likely</b>	13%	12%
<b>No Difference</b>	24%	21%

### By Education Level

Column %	HS	College	Grad+
<b>More Likely</b>	70%	63%	56%
<b>Less Likely</b>	8%	14%	21%
<b>No Difference</b>	22%	23%	23%

### By Voter Propensity Model

Column %	.66-1	.33-.66	0-.33
<b>More Likely</b>	65%	60%	79%
<b>Less Likely</b>	13%	8%	0%
<b>No Difference</b>	22%	32%	21%


### By Last 4 Generals

Column %	4	3	2	1
<b>More Likely</b>	61%	62%	73%	67%
<b>Less Likely</b>	13%	14%	12%	10%
<b>No Difference</b>	25%	24%	15%	23%

Congressman Roger Marshall is a rural Kansas physician who has delivered over 5000 babies, is on the House Agriculture Committee and has a 99% score of voting for President Trump's agenda. Knowing this, are you more or less likely to vote for him?

More Likely 65% 

Less Likely 12% 

No Difference 23% 

# Methodology and Demographics

**Fielded On:** Jan 19-20, 2020

-

**Sponsored By:** Keep Kansas Great PAC

-

**Method:** Mobile Text Response and  
Landline Phone Interviews.

**Sample Targets:**

40% LL  
60% Cell

-

**Population & Sample Description:**

1246 Likely Primary Election Voters.

-

**MoE:** +/- 3.2% (Including Design Effect)

-

**Weighting:** The results are weighted by  
Congressional District, Age, Gender, and  
Education Level

-

For information, contact:

-

Ryan Munce  
President  
co/efficient  
ryan@thecoefficient.co

## Age

	%
<b>18-34</b>	6%
<b>35-44</b>	9%
<b>45-54</b>	14%
<b>55-64</b>	23%
<b>65+</b>	48%

## Gender

	%
<b>Female</b>	50%
<b>Male</b>	50%

## Education Level

	%
<b>HS</b>	46%
<b>College</b>	34%
<b>Grad+</b>	20%

## Congressional District

	%
<b>1</b>	27%
<b>2</b>	25%
<b>3</b>	25%
<b>4</b>	23%

## Method

	%
<b>Cell</b>	59%
<b>LL</b>	41%

## Type of Republican

	%
<b>Christian</b>	40%
<b>Trad</b>	33%
<b>Trump</b>	26%